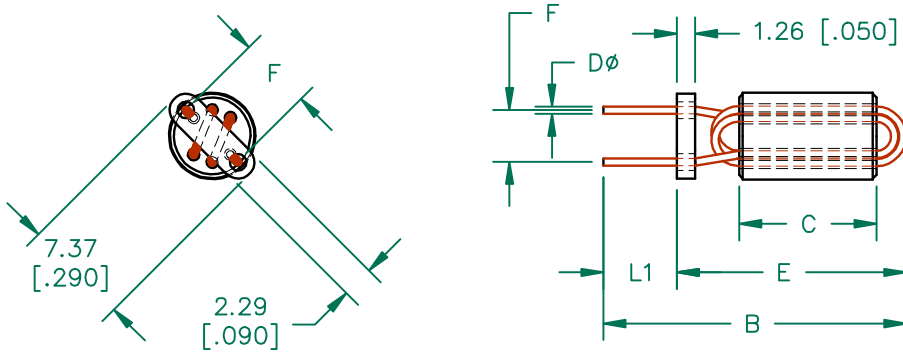
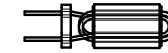


SCALE DRAWING 1:1



ELECTRICAL TESTING

| TEST:     | Z      | Z       |
|-----------|--------|---------|
| # TURNS   | 3      | 3       |
| AWG       | #24    | #24     |
| FREQUENCY | 25 MHz | 100 MHz |
| NOMINAL   | 605 Ω  | 998 Ω   |
| MINIMUM   | - Ω    | 749 Ω   |
| MAXIMUM   | - Ω    | - Ω     |

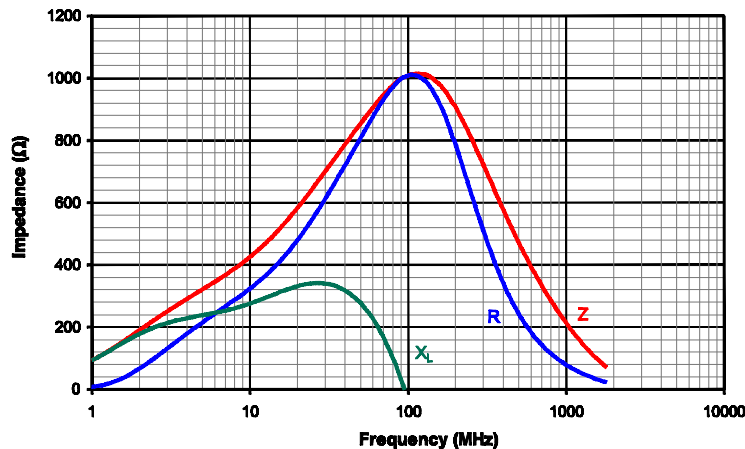


NOTES:

1. WIRE: COPPER 24 AWG 0.51 [.0201] DIAMETER.
2. PLATING: 100% TIN  $5\mu \pm 2\mu$  [200  $\mu\text{in} \pm 80\mu\text{in}$ ]
3. LEADS:
  - A. LEADS SOLDERABILITY CONFORMS TO MIL-STD-202, METHOD 208.
4. REF. STEWARD CORE P/N 28C0236-000.
5. WEIGHT/1000 1.22 kgs. 2.7 lbs.

**UNCONTROLLED DOCUMENT**

Z, R, X vs Frequency



DIMENSIONS:

|    |              |   |             |
|----|--------------|---|-------------|
| A  | 6.00 [.236]  | ± | 0.20 [.008] |
| B  | 20.96 [.825] |   | MAX         |
| C  | 10.01 [.394] | ± | 0.25 [.010] |
| D  | 0.51 [.020]  |   | TYP.        |
| E  | 15.90 [.625] |   | MAX.        |
| F  | 5.08 [.200]  | ± | 0.64 [.025] |
| L1 | 5.08 [.200]  | ± | 1.27 [.050] |

DIMENSIONS ARE IN mm [INCHES].

| REV | DESCRIPTION  | DATE     | INT | PROJECT/PART NUMBER: | REV              | PART TYPE: | DRAWN BY: |           |              |
|-----|--|----------|-----|----------------------|------------------|------------|-----------|-----------|--------------|
| Q   | UPDATE COMPANY LOGO                                      | 04/16/07 | JRK | 28C0236-0JW-10       | Q                | ASSEMBLY   | DJB       |           |              |
| P   | CHG TOLS ON A DIM ADD ROHS SYMBOL                        | 03/07/07 | JRK |                      |                  |            |           |           |              |
| N   | CHG TOLS ON B DIM TO MAX                                 | 04/06/06 | JRK |                      |                  |            |           |           |              |
| M   | CORRECT NOTE 5   | 07/07/05 | JRK |                      |                  |            |           |           |              |
| L   | CHG P/N TO -10 REV NOTE 2 ADD NOTE 5                     | 10/07/03 | JRK |                      |                  |            |           |           |              |
| K   | CHANGE DIM F TO L1, CHANGE DIM G TO F                    | 09/23/02 | JRK | DATE:                | 01/28/92         | SCALE:     | 2 : 1     | MATERIAL: | NiZn Ferrite |
| J   | UPDATE FORMAT PRINT FOR ELECTRONIC DATABASE UPDATE NOTES | 01/08/02 | TMB | CAD #                | 28C0236-0JW-10-Q | TOOL #     | C0236     |           |              |

THIS DOCUMENT CONTAINS INFORMATION WHICH IS PROPRIETARY AND CONFIDENTIAL TO STEWARD. NO PRODUCTION OR PUBLICATION OF THIS DOCUMENT IN WHOLE OR IN PART SHALL BE MADE WITHOUT WRITTEN AUTHORIZATION FROM STEWARD.

